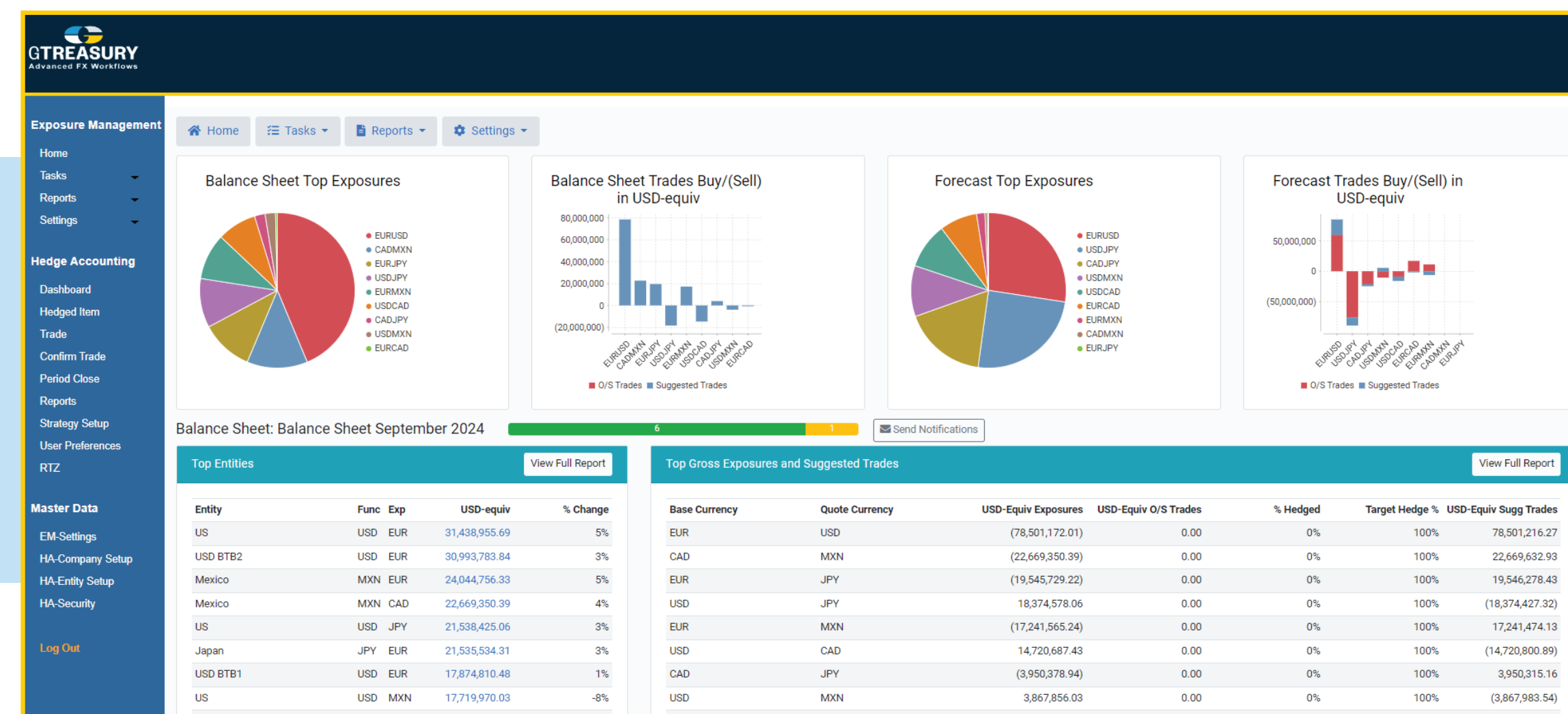


Drive Efficiency and Reduce Risk with GTreasury's Advanced FX Workflows



Exposure Management Dashboard View

Simplify your FX risk management with our integrated, end-to-end solutions that automate every step from exposure capture to settlement.

In a modern business environment characterized by 24/7 operations, multiple ERPs, and the need for daily data capture, managing foreign exchange (FX) risks and exposures efficiently and effectively is critical for the office of the CFO and Treasury teams. The challenges often faced by balance sheet hedging programs include accessing and consolidating data from various systems, ensuring data accuracy, reducing the reliance on manual workflows that are prone to errors, and analyzing exposures.

GTreasury's **Advanced FX Workflows** offers a comprehensive solution designed to streamline every aspect of FX management, from data capture to settlement, while reducing risk and enhancing accuracy. Whether you are looking to replace cumbersome manual processes or seeking to maximize the efficiency of your current program, our state-of-the-art solution ensures you are always a step ahead.

Why Leading Companies are Using GTreasury's Advanced FX Workflows

Enhanced Accuracy and Efficiency



Eliminate Manual Processes

Automate the capture and transformation of ERP data, reducing errors and freeing up valuable time.



Streamlined Trade Execution

Leverage real-time decision-making capabilities to send pre-trades automatically to trading platforms.



Seamless hedge accounting and reporting compliance

Integrate directly with your ERP for derivative postings and produce disclosure tables.



Effortless Settlements

Automate payment generation and reconciliation, ensuring accurate, timely settlements every time.

Actionable Insights for Better Decision-Making



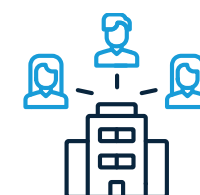
Leverage Advanced Analytics

Gain real-time visibility into exposures and risks with market-leading analytics tools.



Make Informed Decisions

Identify inconsistencies and use accurate data to make timely decisions.



Garner Industry Knowledge

Leverage our advisory and managed services experts with deep FX transaction accounting knowledge.



Drive Continuous Improvement

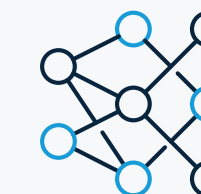
Identify areas for optimization with analytics that help you Reconcile to Zero (RTZ).

Flexible and Scalable Solution



Adapt to Your Needs

Whether managing a balance sheet, cash flow, or a net investment hedging program, our solution scales to your specific requirements.



Integrate Seamlessly

Connect to leading ERPs like SAP, Oracle/NetSuite, and Workday.



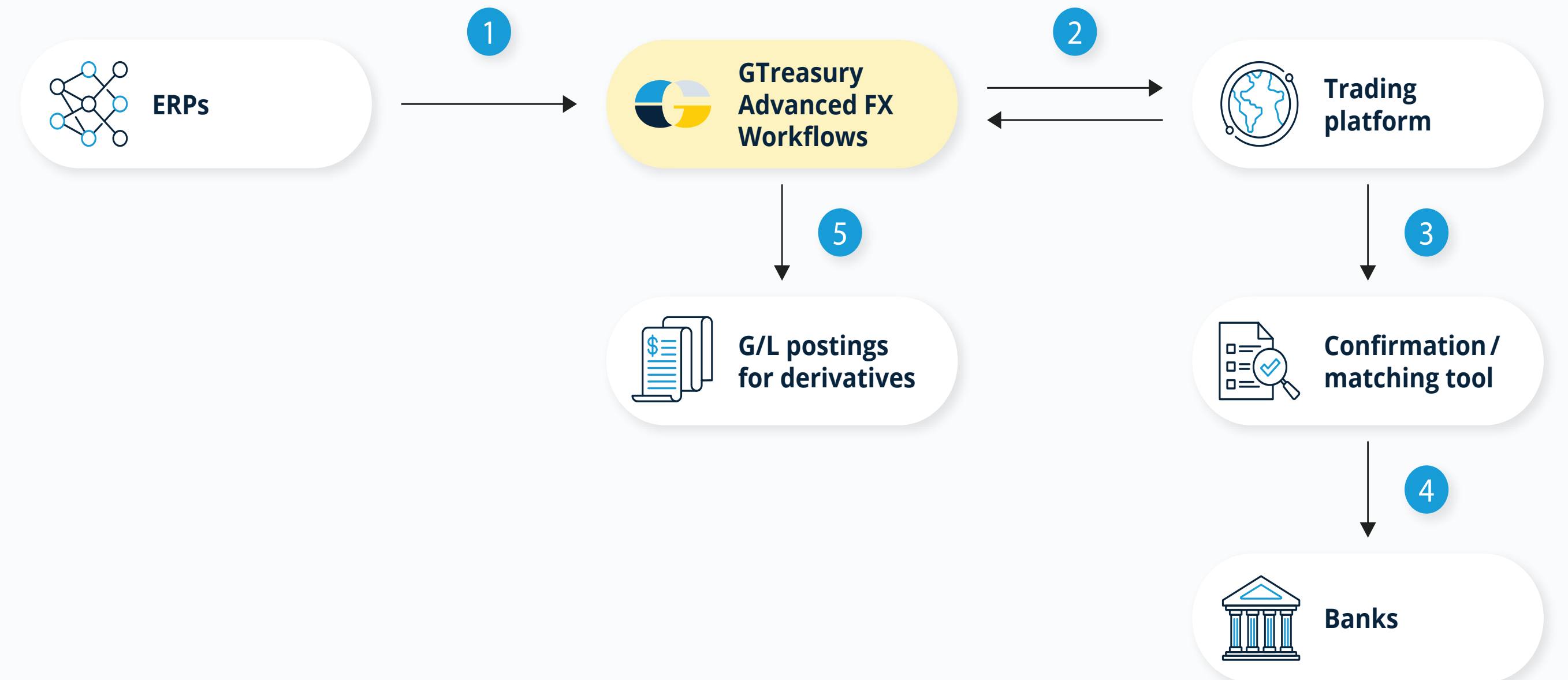
Future-Proof Your Operations

Stay ahead of market changes with an adaptable platform designed for evolving business needs.

How It Works

- 1 Seamlessly connect your financial systems ERPs like SAP, Oracle, Netsuite, and Workday to GTreasury Advanced FX Workflows enabling smooth data capture and transformation.
- 2 Utilize GTreasury Advanced FX Workflows to create pre-trades and send them automatically to trading platforms, reducing manual effort and speeding up execution.
- 3 Confirm trades through platforms like FXall, ensuring every transaction is executed with precision.
- 4 Provide audit compliant derivative accounting results, integrated ERP journal entry postings and quick quantitative disclosure information enabling efficient workflows.
- 5 Leverage GTreasury Advanced FX Workflows to automate payment processes and G/L postings, removing manual bottlenecks and ensuring timely settlements.

Advanced FX Workflows



Transform Your Workflows

Key Features

Automated Exposure Management

Capture and transform ERP data effortlessly, minimizing manual intervention and improving data integrity.

Integrated Hedge Decisioning

Real-time decision-making with market-leading analytics for more effective and timely FX strategy execution.

Efficient Settlements

Automated payment generation and reconciliation for seamless cash management and reduced operational risks.

Why Choose GTreasury's Advanced FX Workflows?

With GTreasury's Advanced FX Workflows, eliminate manual processes and enhance accuracy across your balance sheet and cash flow hedging programs. Leverage automation to transform data from multiple ERPs, streamline trade execution, and simplify settlement processes.

The screenshot displays the 'Forecast Entry Review' interface in the GTreasury system. It shows a table with columns for 'Account Name', 'Account #', 'Sum', and monthly periods from 31-Oct-2024 to 31-Jul-2025. The table is divided into 'Inflows' and 'Outflows' sections. The 'Inflows' section includes accounts like '3rd Party Revenue', 'IC Revenue', and 'Royalty Revenue'. The 'Outflows' section includes accounts like '3rd Party Inventory Purchases', 'IC Inventory Purchases', 'Marketing', 'S&A', and 'R&D'. The 'Total' row for each section provides a summary of the forecasted values.

Account Name	Account #	Sum	31-Oct-2024	30-Nov-2024	31-Dec-2024	31-Jan-2025	28-Feb-2025	31-Mar-2025	30-Apr-2025	31-May-2025	30-Jun-2025	31-Jul-2025
Inflows												
3rd Party Revenue	4000	0.00	0.00	0.00	0.00	0.00	0.00	0.00	0.00	0.00	0.00	0.00
IC Revenue	4100	440,664,726.00	32,780,908.00	27,790,641.00	30,054,794.00	28,069,319.00	28,564,928.00	27,546,384.00	27,227,857.00	30,212,717.00	29,687,819.00	30,373,012.00
Royalty Revenue	4200	0.00	0.00	0.00	0.00	0.00	0.00	0.00	0.00	0.00	0.00	0.00
Total	440,664,726.00	32,780,908.00	27,790,641.00	30,054,794.00	28,069,319.00	28,564,928.00	27,546,384.00	27,227,857.00	30,212,717.00	29,687,819.00	30,373,012.00	
Outflows												
3rd Party Inventory Purchases	5000	0.00	0.00	0.00	0.00	0.00	0.00	0.00	0.00	0.00	0.00	0.00
IC Inventory Purchases	5100	183,728,272.00	13,446,702.00	10,125,878.00	11,637,670.00	12,308,970.00	12,061,355.00	12,796,692.00	12,117,816.00	12,498,749.00	13,079,428.00	13,065,890.00
Marketing	6000	0.00	0.00	0.00	0.00	0.00	0.00	0.00	0.00	0.00	0.00	0.00
S&A	6100	206,493,783.00	12,862,570.00	13,823,096.00	13,011,201.00	13,787,604.00	13,462,200.00	13,481,175.00	14,125,171.00	13,282,577.00	12,786,050.00	14,276,285.00
R&D	7000	0.00	0.00	0.00	0.00	0.00	0.00	0.00	0.00	0.00	0.00	0.00
Total	390,222,056.00	26,309,272.00	23,948,974.00	24,648,871.00	26,096,574.00	25,523,555.00	26,277,867.00	26,242,987.00	25,781,326.00	25,865,478.00	27,342,175.00	
CAD Net Exposure	50,442,670.00	6,471,636.00	3,781,667.00	5,405,923.00	1,972,745.00	3,041,373.00	1,268,517.00	984,870.00	4,431,391.00	3,822,341.00	3,030,837.00	
USD - Equivalent	37,406,503.52	4,799,136.82	2,804,350.76	4,008,841.68	1,462,918.06	2,255,374.86	940,687.43	730,344.83	3,286,163.14	2,834,513.16	2,247,561.74	
EUR												
Log Out												
3rd Party Revenue	4000	173,972,045.00	12,446,271.00	11,608,747.00	12,432,822.00	11,165,677.00	11,844,478.00	12,589,256.00	10,616,557.00	11,946,486.00	10,294,107.00	11,154,090.00
IC Revenue	4100	0.00	0.00	0.00	0.00	0.00	0.00	0.00	0.00	0.00	0.00	0.00
Total	173,972,045.00	12,446,271.00	11,608,747.00	12,432,822.00	11,165,677.00	11,844,478.00	12,589,256.00	10,616,557.00	11,946,486.00	10,294,107.00	11,154,090.00	

Exposure Management Forecast Collection

Key Benefits

Enhanced Accuracy and Efficiency

Minimize errors and save time with fewer manual touches, allowing your team to focus on strategic decision-making.

Flexible and Scalable

Our solution grows with your organization, whether you need basic FX management or advanced, multi-currency hedging.

Actionable Insights

Use advanced analytics for improved decision-making and proactive risk management.

Ready to revolutionize your FX management? Contact us today to schedule a demo and see how GTreasury's Advanced FX Workflows can transform your operations.

GTREASURY
Advanced FX Workflows

Home | Tasks | Reports | Settings

Balance Sheet Entry

Report Information - Balance Sheet September 2024 - USD - US
View Previous Cycle Data

Save | Submit | Exit | View Audit Log

Account Name	Account #	CAD	EUR	JPY	MXN	USD	Total USD-Equiv
Assets							
Cash	1000	43,833,694.00	60,190,033.00	0.00	0.00	0.00	98,546,472.40
Accounts Receivable	1100	0.00	0.00	0.00	1,032,540,259.00	0.00	52,448,620.59
IC Receivable	1200	0.00	0.00	7,978,051,665.00	0.00	0.00	54,599,313.34
Other	1300	18,367,195.00	0.00	0.00	0.00	0.00	13,421,406.65
Other Assets	1400	0.00	0.00	0.00	0.00	0.00	0.00
Total		62,200,889.00	60,190,033.00	7,978,051,665.00	1,032,540,259.00	0.00	219,015,812.98
Liabilities							
Accounts Payable	2000	42,350,043.00	31,740,922.00	0.00	0.00	0.00	(66,023,215.88)
IC Payable	2100	0.00	0.00	4,830,856,995.00	0.00	0.00	(33,060,888.28)
Accruals	2200	0.00	0.00	0.00	683,692,525.00	0.00	(34,728,650.56)
Other Liabilities	2300	0.00	0.00	0.00	0.00	0.00	0.00
Total		(42,350,043.00)	(31,740,922.00)	(4,830,856,995.00)	(683,692,525.00)	0.00	(133,812,754.72)
Net in Exposure Currency		19,850,846.00	28,449,111.00	3,147,194,670.00	348,847,734.00	0.00	
USD - Equivalent		14,505,550.60	31,439,112.57	2,158,425.06	17,719,970.03	0.00	85,203,058.26

Exposure Management Balance Sheet Exposure Collection

GTREASURY
Advanced FX Workflows

Home | Tasks | Reports | Settings

Forecast Reports

Report Settings | Run Report

Report Name: Cycle Variance
Base Cycle: Forecast August 2024
Compare Cycle: Forecast September 2024
Exchange Rates: Forecast September 2024
From Period: 9/30/2024
To Period: 11/30/2025
From Period: 10/31/2024
To Period: 12/31/2025
Currency Group: All

Cycle Variance

Entity Name	Functional Cur	Exposure Cur	Exposure Amount (Base Cycle) Forecast August 2024	Exposure Amount (Compare Cycle) Forecast September 2024	Variance in Exposure Cur	Variance %	Rate	Variance in USD-Equiv
Canada	CAD	JPY	9,539,332,248.00	9,583,936,658.00	444,604,407.00	5%	146.1200	3,042,734.79
US	USD	EUR	93,533,939.00	96,013,570.00	2,479,630.00	3%	0.9049	2,740,244.64
US	USD	CAD	47,640,210.00	50,440,670.00	3,394,460.00	7%	1.3485	2,571,211.72
Canada	CAD	EUR	29,274,100.00	27,853,100.00	(1,420,999.00)	-5%	0.9049	(1,570,337.15)
Mexico	MXN	USD	6,471,746.00	8,008,293.00	1,536,547.00	24%	1.0000	1,536,547.00
US	USD	MXN	990,129,804.00	972,518,651.00	(17,611,153.00)	-2%	19.6867	(1,137,257.49)
US	USD	JPY	14,087,022,890.00	14,246,491,419.00	159,468,529.00	1%	146.1200	1,091,353.47
Mexico	MXN	EUR	7,264,574.00	6,471,999.00	(792,575.00)	-11%	0.9049	(698,535.14)
USD BTR2	USD	EUR	(1,729,690.00)	(2,317,536.00)	(587,846.00)	-34%	0.9049	(449,628.61)
USD BTR1	USD	EUR	3,792,860.00	3,240,500.00	(552,360.00)	-15%	0.9049	(444,107.04)
Canada	CAD	MXN	6,514,844.00	3,514,286.00	(3,000,558.00)	-46%	19.6867	(1,524,151.54)
Mexico	MXN	CAD	2,806,314.00	2,971,404.00	165,090.00	6%	1.3485	122,423.43
Japan	JPY	EUR	1,157,234.00	1,202,004.00	44,769.00	4%	0.9049	50,133.97
Japan	JPY	USD	893,327.00	922,532.00	29,205.00	3%	1.0000	31,353.00
Japan	JPY	CAD	621,036.00	581,572.00	(39,464.00)	-6%	1.3485	(29,265.11)
Netherlands	EUR	CAD	182,317.00	213,930.00	31,613.00	17%	1.3485	23,443.08
Netherlands	EUR	JPY	62,073,978.00	63,404,547.00	1,330,569.00	2%	146.1200	9,106.71
Canada	CAD	USD	242,488.00	246,795.00	4,307.00	2%	1.0000	7,260.00
Netherlands	EUR	MXN	4,874,433.00	4,793,576.00	(80,857.00)	-2%	19.6867	(5,139.02)
Netherlands	EUR	USD	112,543.00	113,805.00	1,262.00	1%	1.0000	1,262.00

Exposure Management Analytics – Exposure Variance Reporting

About GTreasury

GTreasury is the pioneer and global leader in cloud-based software for the Office of the CFO. For over 30 years, GTreasury has delivered industry-leading solutions spanning cash, payments, debt, derivatives, investments, and exposures, all in one seamless platform.

Trusted by over 800 customers across 160 countries, GTreasury provides treasury and finance teams the ability to connect, compile, and manage mission-critical data to optimize cash flows and capital structures.

GTreasury is headquartered in [Chicago](#), with locations serving EMEA ([London](#)) and APAC ([Sydney](#), [Singapore](#), and [Manila](#)).

Contact

International Toll

[847.847.3706](tel:847.847.3706)

APAC (Sydney)

[+61 2.9262.6969](tel:+61.2.9262.6969)

EMEA (London)

[866.551.3534](tel:866.551.3534)

North America Toll Free

[866.551.3534](tel:866.551.3534)



 [GTreasury.com](https://www.gtreasury.com)

 ContactUs@GTreasury.com

