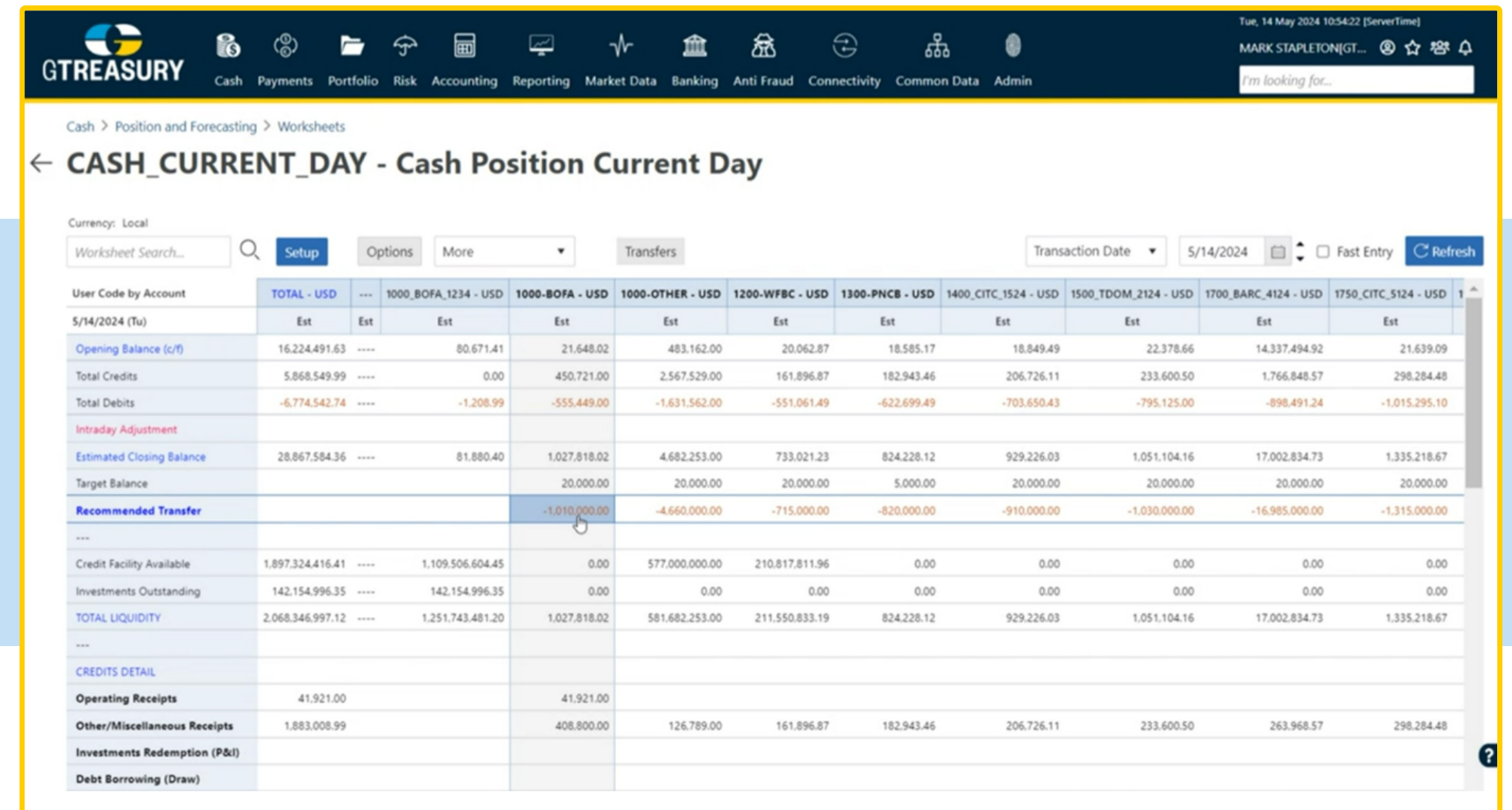


# Transform Cash Data into Actionable Visibility

Organizations often struggle with incomplete or delayed visibility in their cash positions, making it challenging to make timely, data-driven decisions. With cash spread across multiple banks, accounts, and regions, consolidating this information into a clear, actionable view can be time-consuming and prone to errors. Without a precise understanding of cash on hand, organizations risk missed opportunities, inefficient cash allocation, and exposure to liquidity risks.



Cash > Position and Forecasting > Worksheets

## ← CASH\_CURRENT\_DAY - Cash Position Current Day


Currency: Local

Worksheet Search...     Transaction Date: 5/14/2024  Fast Entry

User Code by Account	TOTAL - USD	1000_BOFA_1234 - USD	1000-BOFA - USD	1000-OTHER - USD	1200-WFBC - USD	1300-PNCB - USD	1400_CITC_1524 - USD	1500_TDOM_2124 - USD	1700_BARC_4124 - USD	1750_CITC_5124 - USD
5/14/2024 (Tu)	Est	Est	Est	Est	Est	Est	Est	Est	Est	Est
Opening Balance (c/f)	16,224,491.63	80,671.41	21,648.02	483,162.00	20,062.87	18,585.17	18,849.49	22,378.66	14,337,494.92	21,639.09
Total Credits	5,868,549.99	0.00	450,721.00	2,567,529.00	161,896.87	182,943.46	206,726.11	233,600.50	1,766,848.57	298,284.48
Total Debits	-6,774,542.74	-1,208.99	-555,449.00	-1,631,562.00	-551,061.49	-622,699.49	-703,650.43	-795,125.00	-898,491.24	-1,015,295.10
Intraday Adjustment										
Estimated Closing Balance	28,867,584.36	81,880.40	1,027,818.02	4,682,253.00	733,021.23	824,228.12	929,226.03	1,051,104.16	17,002,834.73	1,335,218.67
Target Balance			20,000.00	20,000.00	20,000.00	5,000.00	20,000.00	20,000.00	20,000.00	20,000.00
Recommended Transfer			-1,010,000.00	-4,660,000.00	-715,000.00	-820,000.00	-910,000.00	-1,030,000.00	-16,985,000.00	-1,315,000.00
...										
Credit Facility Available	1,897,324,416.41	1,109,506,604.45	0.00	577,000,000.00	210,817,811.96	0.00	0.00	0.00	0.00	0.00
Investments Outstanding	142,154,996.35	142,154,996.35	0.00	0.00	0.00	0.00	0.00	0.00	0.00	0.00
TOTAL LIQUIDITY	2,068,346,997.12	1,251,743,481.20	1,027,818.02	581,682,253.00	211,550,833.19	824,228.12	929,226.03	1,051,104.16	17,002,834.73	1,335,218.67
...										
CREDITS DETAIL										
Operating Receipts	41,921.00		41,921.00							
Other/Miscellaneous Receipts	1,883,008.99		408,800.00	126,789.00	161,896.87	182,943.46	206,726.11	233,600.50	263,968.57	298,284.48
Investments Redemption (P&I)										
Debt Borrowing (Draw)										


GTreasury's fully integrated cash visibility solution offers a centralized view of your entire liquidity position, enabling your organization to streamline cash management and reduce the time and costs associated with internal cash movements.

# Essential Tools for Confident Cash Decisions



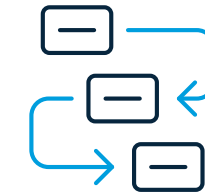
## Rapid Time to Value

Get up and running in as little as 90 days to immediately enhance your cash management capabilities.



## Seamless Connectivity

Achieve complete visibility into your liquidity with seamless connectivity to any bank, enabling you to access up-to-date cash data across your financial network in as little as seven days.



## Automated Transaction Assignment

Easily categorize and organize cash flows with customizable rules, ensuring accurate reporting and deeper insights into your cash position.



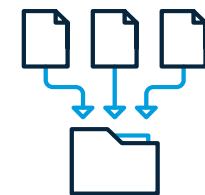
## What-if Scenario Analysis

Model potential scenarios to assess the cash impact of key decisions, helping you manage uncertainty and make informed, long-term strategic plans.



## Dynamic Views

Easily slice and dice your cash positions with user-defined views and drill-down capabilities, allowing you to arrange, sort, and consolidate data across multiple accounts—whether individually or in aggregate—tailored to your unique financial needs.



## Streamlined Reconciliation

Simplify the reconciliation process by automatically matching transactions across accounts, ensuring accurate and timely cash reporting with minimal manual intervention.



## Smart Cash Transfers

Automate cash movements with GTreasury's recommended transfers, optimizing cash positioning, reducing idle balances, and streamlining liquidity management.

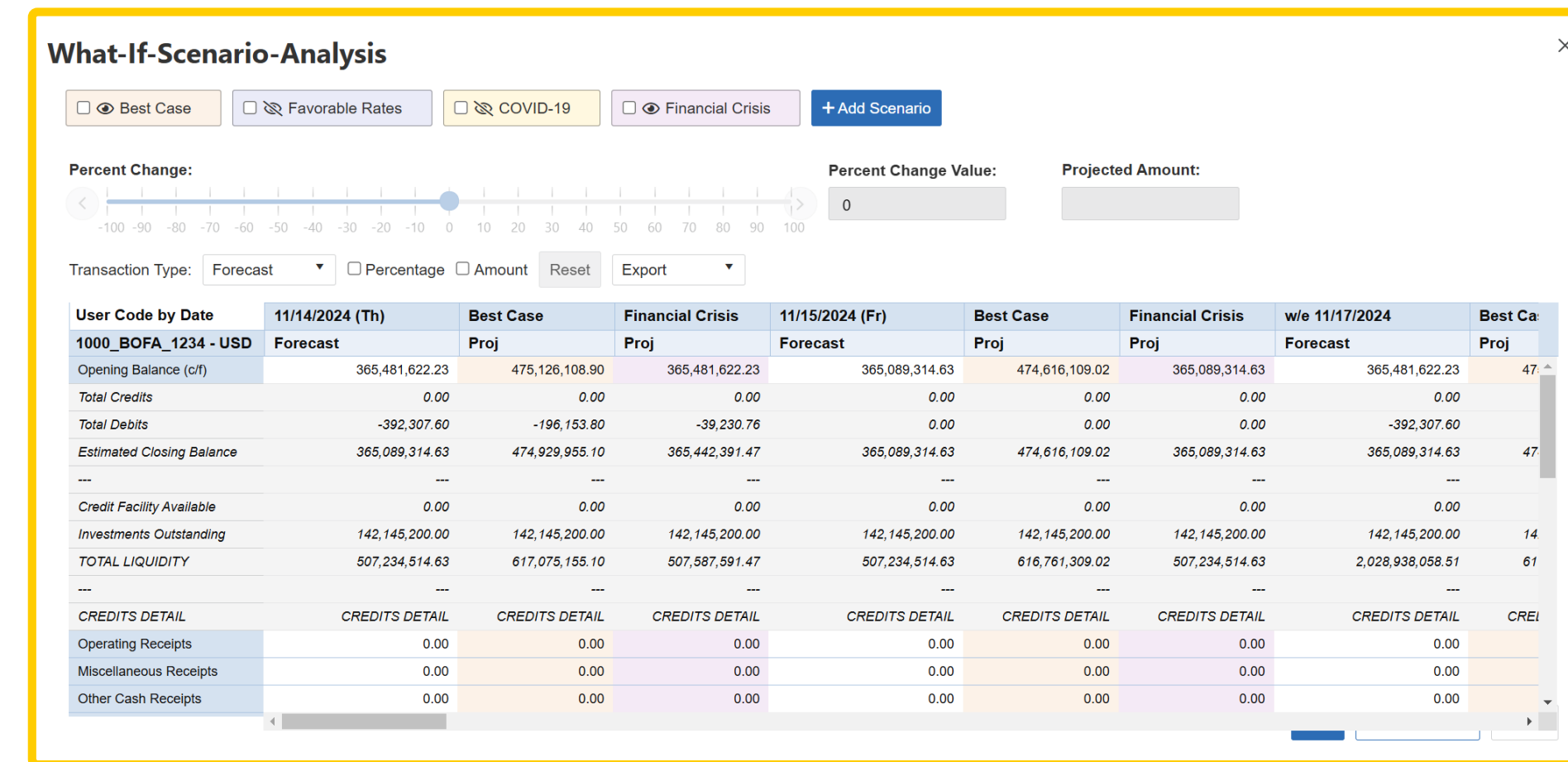


## Intuitive Interface

Experience the ease of a spreadsheet-style interface, making it simple to navigate and manage cash operations without a steep learning curve.

# Key Benefits

- **Accelerated ROI:** Rapid setup and seamless integration mean you can see results in weeks, not months.
- **Complete Global Cash Visibility:** Achieve centralized access to liquidity across all banks and accounts, providing you with accurate, up-to-date insights into cash flow and financial health.
- **Comprehensive Cash Control for Confident Decisions:** Advanced scenario analysis, automated cash flow categorization, and customizable views empowering you to reduce risk, ensure reporting accuracy, and make strategic, data-driven decisions with clarity.
- **User-Friendly Experience with Minimal Training:** A familiar, spreadsheet-style interface reduces the learning curve, enabling teams to quickly adapt and focus on strategic cash management.



What If Scenario Analysis



## About GTreasury

GTreasury is the pioneer and global leader in cloud-based software for the Office of the CFO. For over 30 years, GTreasury has delivered industry-leading solutions spanning cash, payments, debt, derivatives, investments, and exposures, all in one seamless platform.

Trusted by over 1,000 customers across 160 countries, GTreasury provides treasury and finance teams the ability to connect, compile, and manage mission-critical data to optimize cash flows and capital structures.

GTreasury is headquartered in **Chicago**, with locations serving EMEA (**London**, **Geneva** and **Dublin**) and APAC (**Sydney**, **Singapore**, and **Manila**).

## Contact

---

**International Toll** 847.847.3706

---

**APAC** (Sydney) +61 2.9262.6969

---

### EMEA

London 866.551.3534

Dublin +353 1 524 0552

Geneva +41 22 311 13 83

---

**North America Toll Free** 866.551.3534



 [GTreasury.com](https://www.gtreasury.com)

 [ContactUs@GTreasury.com](mailto:ContactUs@GTreasury.com)

